

In a Cast

by Susan M. Ebbers



Copyright 2007 by Sopris West Educational Services.
All rights reserved.

11 10 9 8 7 1 2 3 4 5

ISBN-10: 1-59318-902-8
ISBN-13: 978-1-59318-902-0

Illustrations by Cheryl Coville

No portion of this work may be reproduced or transmitted in any form or by any means, electronic or mechanical, including photocopying or recording, or by any information storage and retrieval system, without the express written permission of the publisher.

Printed in the United States of America

Published and Distributed by




Sopris West[™]
EDUCATIONAL SERVICES

A Cambium Learning Company

4093 Specialty Place • Longmont, Colorado 80504
(303) 651-2829 • www.sopriswest.com

149876/9-06

ABC Order



AB __ D

CD __ F

EF __ H

GH __ J

JK __ M

LM __ O

NO __ Q

PQ __ S

RS __ U

TU __ W

VW __ Y

X __ Z

Directions Say and model: "First, recite the alphabet aloud. Then, touch each letter and say its name, stopping to fill in the missing uppercase letters. Say the alphabet again."

Heart Words

Read.

Trace.

Write.

Read.



do

do



Do

Do



she

she



She

She



he

he



He

He






What can he do? What can she do?

He can jump. She can spin.

4

Directions Say and model: "The heart word is **he**. Now you read it. Next, trace the gray word as you say each letter name. Then write the word, saying each letter name. Finally, read the word again." Next, say: "Underline each heart word. Then read the sentences."

Sound Stage

Picture	Sound Boxes			
				
				
				
				
				

Directions Say and model: “How many sounds do you hear in the word **plum**? Listen: /p/ /l/ /ŭ/ /m/. There are four sounds in **plum**. Say the four sounds. Color four sound boxes, saying each sound as you color each box.” Continue with **flag, grass, net, crib**.

Read and Repeat Vocabulary

Pronunciation Guide:

short a	/ă/ apple	/ă/ hat
short e	/ĕ/ echo	/ĕ/ pet
short i	/ĭ/ insect	/ĭ/ big
short o	/ŏ/ octopus	/ŏ/ hop
short u	/ŭ/ umbrella	/ŭ/ cup

flip	grass	twist	spin
trip	slip	grid	spot
stand	still	claps	print
glad	flag	east	jump
past	toss	hops	rock
can	hip	six	up
Fran	Stan	Meg	Tip

on the grass past the stick
Spin and jump. Flip and twist.
Do not slip. Do not trip.
Stand on the spot. A leg is in a cast.

6

Directions Say and model: "Finger-point as you read the lists several times, until fluent."


In a Cast



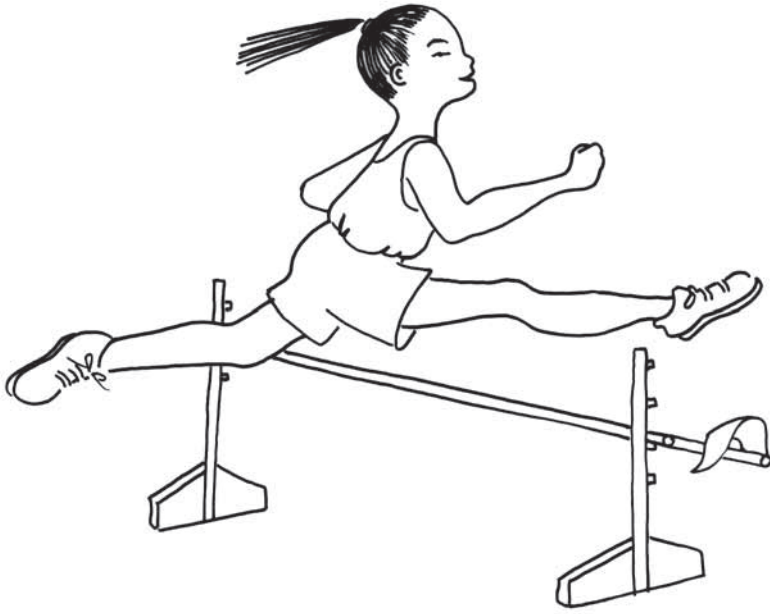
Directions Say: "Meg's friends play on the playground at school. What does every friend do?"




Stan can flip on the grass. He can flip and twist and spin. Do not trip, Stan. Do not slip.



Fran can toss a rock on the grid. Hop, hop, hop. Fran can stand on the six spot. Stand still, Fran. Do not trip.



Tip can jump. She can jump up
past the stick. She can jump up
past the flag. Do not trip, Tip.
Do not slip.



Meg must sit. She cannot skip and jump. She cannot flip, but she can clap. Meg claps as Stan flips. Meg claps as Fran hops. Meg claps as Tip jumps.



Stan can print on Meg's cast.
Fran can print on Meg's cast.
Tip can print on Meg's cast.



Meg is glad. She claps.
What fun!

Look Back

Who is it?

Tip

Fran

Stan

Meg

Read and
Look Back

				I can jump up past the stick.
				I can hop on the grid.
				I can flip on the grass.
				I can clap my hands.
				I can print on Meg's cast.

14

Directions Say and model: "Read each statement. Check the name or names that match the sentence. Look back in the story to check your work."

Questions for Discussion

In a Cast

1. How many children are in this story?
2. Describe what Stan, Fran, and Tip can do.
3. Explain why Meg could not flip, skip, or jump.
4. Would you choose to play with Stan, Fran, or Tip? Why or why not?
5. How do you think Meg felt about her cast? Why?